












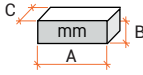
RAMA 4

RAMA shredder, working width from 1400 to 2200 mm

The 3-point hitch mounted RAMA model, is suitable for shredding grass, vine branches, pruning, wood, etc. It is suitable to be used in vineyards and can be equipped with rear raking teeth suitable to increase the product fragmentation.



RAMA 4 - MODEL 2922

CODE													
	mm	mm	kw hp	n°	n/1'	kg	n°	n°	n°	A	B	C	
2922.140	1400	650 950	28 40	4	540	490	4	16	32	1600	950	1100	
2922.160	1600	650 950	28 40	4	540	530	4	16	32	1800	950	1100	
2922.180	1800	650 950	32 45	4	540	550	4	20	40	2000	950	1100	
2922.200	2000	820 1180	36 50	4	540	590	4	24	48	2200	950	1100	
2922.220	2200	820 1180	44 60	4	540	650	4	24	48	2400	950	1100	

STANDARD EQUIPMENT

540 rpm free wheel gearbox

Forged hammer blades

Adjustable support roller Ø 194 mm

3-point hitch Cat. 1/2 with mechanical shifting

Double body

Toothed counter-blade

Inspection hatch

Roller with mud scraper

CE protection