










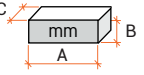
TWIN 4

Reversible shredder working width from 1600 to 2200 mm

3-point hitch mounted shredder. Supplied with mobile blades suitable for shredding branches, brambles, bushes and working on uncultivated areas, suitable for wood up to 8 cm diameter. Double 3-point hitch sliding on self-lubricating guides.



TWIN 4 - MODEL 2923

CODE										
	mm	mm	kw hp	n°	n/1'	kg	n°	n°	n°	
2923.160	1600	650 950	28 40	4	540	530	4	16	32	1800 950 1120
2923.180	1800	650 950	32 45	4	540	550	4	20	40	2000 950 1120
2923.200	2000	820 1180	36 50	4	540	590	4	24	48	2200 950 1120
2923.220	2200	820 1180	44 60	4	540	650	4	24	48	2400 950 1120

STANDARD EQUIPMENT

540 rpm free wheel gearbox

Forged hammer blades

Adjustable support roller Ø 194 mm

3-point hitch Cat. 2 with double hydraulic shifting

Double body

Toothed counter-blade

Roller with mud scraper

CE protection